



(B)

# Sign Permit

For Signs that DO NOT Require a Building Permit

Public Works and Planning Department  
250 North 5<sup>th</sup> Street, Grand Junction CO 81501  
Tel: (970) 244-1430 FAX (970) 256-4031

Date Submitted	11/4/09
Fee \$	500
Zone	C-1

TAX SCHEDULE NO. <u>2945-141-01-001</u>	CONTRACTOR <u>Platinum Sign Co</u>
BUSINESS NAME <u>My wireless</u>	LICENSE NO. <u>2091305</u>
STREET ADDRESS <u>657 North</u>	ADDRESS <u>2916 E-705</u>
PROPERTY OWNER <u>T&amp;A LLC</u>	TELEPHONE <u>248-9677</u>
OWNER ADDRESS <u>Siene</u>	CONTACT PERSON <u>Mike</u>

- 1. FLUSH WALL 2 Square Feet per Linear Foot of Building Façade
- 2. ROOF 2 Square Feet per Linear Foot of Building Façade
- 3. PROJECTING 0.5 Square Feet per each Linear Foot of Building Façade
- 4. FREE-STANDING 2 Traffic Lanes - 0.75 Square Feet x Street Frontage  
4 or more Traffic Lanes - 1.5 Square Feet x Street Frontage

Existing Externally or Internally Illuminated - No Change in Electrical Service       Non-Illuminated

(1-4) Area of Proposed Sign: <u>47.10</u> Square Feet	Building Façade Direction: <u>North</u> South East West
(1-3) Building Façade: <u>60</u> Linear Feet	Name of Street: <u>North Ave</u>
(4) Street Frontage: <u>133</u> Linear Feet	Clearance to Grade: _____ Feet
(2-4) Height to Top of Sign: _____ Feet	



EXISTING SIGNAGE TYPE & SQUARE FOOTAGE:	
<u>Freestanding</u> (A)	<u>137.5</u> Sq. Ft.
_____	_____ Sq. Ft.
_____	_____ Sq. Ft.
Total Existing:	<u>137.5</u> Sq. Ft.

FOR OFFICE USE ONLY	
Signage Allowed on Parcel:	
Building	<u>120</u> Sq. Ft.
Free-Standing	<u>199.5</u> Sq. Ft.
Total Allowed:	<u>199.5</u> Sq. Ft.

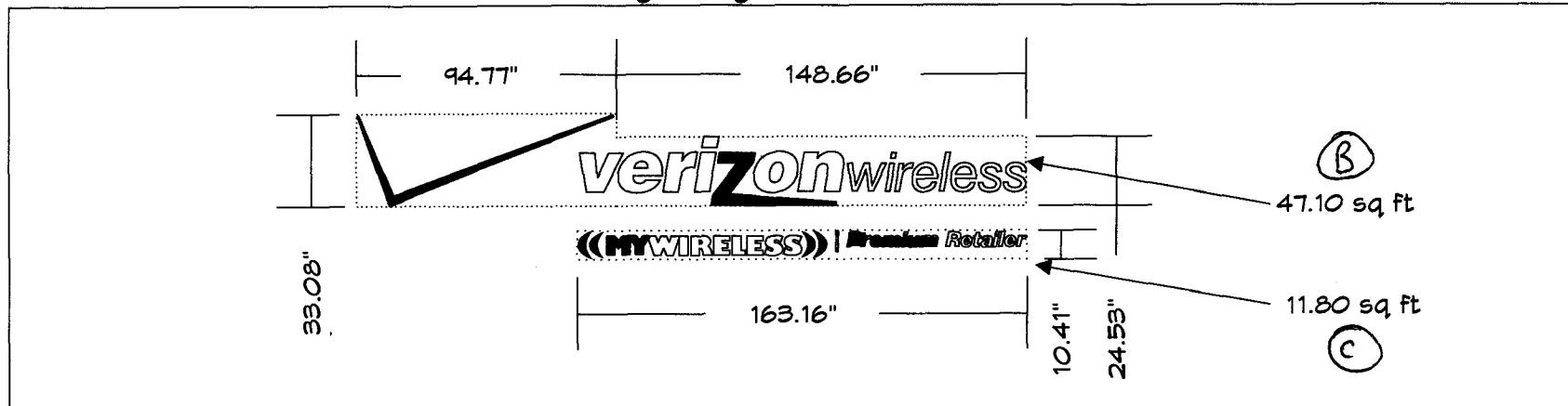
COMMENTS: \_\_\_\_\_

**NOTE:** No sign may exceed 300 square feet. A separate sign permit is required for each sign. Attach a sketch, to scale, of proposed and existing signage including types, dimensions and lettering. Attach a plot plan, to scale, showing: abutting streets, alleys, easements, driveways, encroachments, property lines, distances from existing buildings to proposed signs and required setbacks. Roof signs shall be manufactured such that no guy wires, braces or supports shall be visible.

I hereby attest that the information on this form and the attached sketches are true and accurate.

	<u>11-04-09</u>		<u>11/5/09</u>
Applicant's Signature	Date	Planning Approval	Date

# Wall Sign Logo Dimensions



2005 Hwy. 101, Suite 100, Colorado Springs, CO 80901 (719) 594-1111  
 fabrication installation maintenance neon vinyl truck lettering awnings

THIS ARTWORK WAS PREPARED BY AND IS THE PROPERTY OF PLATINUM SIGN CO. ANY UNAUTHORIZED USE OF SAME, IN WHOLE OR PART IS PROHIBITED. © 1997-2008



# City of Grand Junction GIS City Map ©


**Parcels**  
□ Address Label

**Air Photos**  
■ 2008 Photos


— Highways

— Street Labels

**City Limits**  
■ Grand Junction  
■ Fruita  
■ Palisade  
■ Mesa County



SCALE 1 : 845



T & A LLC  
2945-141-01-001  
657 North



(B)

# Sign Permit

For Signs that DO NOT Require a Building Permit

Public Works and Planning Department  
250 North 5<sup>th</sup> Street, Grand Junction CO 81501  
Tel: (970) 244-1430 FAX (970) 256-4031

Date Submitted	<u>11/4/09</u>
Fee \$	<u>500</u>
Zone	<u>C-1</u>

X1

TAX SCHEDULE NO. <u>2945-141-01-001</u>	CONTRACTOR <u>Platinum Sign Co</u>
BUSINESS NAME <u>My wireless</u>	LICENSE NO. <u>2091305</u>
STREET ADDRESS <u>657 North</u>	ADDRESS <u>2916 E-708</u>
PROPERTY OWNER <u>T&amp;A LLC</u>	TELEPHONE <u>248-9677</u>
OWNER ADDRESS <u>Same</u>	CONTACT PERSON <u>Mike</u>

- 1. FLUSH WALL      2 Square Feet per Linear Foot of Building Façade
- 2. ROOF              2 Square Feet per Linear Foot of Building Façade
- 3. PROJECTING      0.5 Square Feet per each Linear Foot of Building Façade
- 4. FREE-STANDING   2 Traffic Lanes - 0.75 Square Feet x Street Frontage
- 4 or more Traffic Lanes - 1.5 Square Feet x Street Frontage

Existing Externally or Internally Illuminated - No Change in Electrical Service       Non-Illuminated

(1-4) Area of Proposed Sign: <u>47.10</u> Square Feet	
(1-3) Building Façade: <u>60</u> Linear Feet	Building Façade Direction: <u>North</u> South East West
(4) Street Frontage: <u>133</u> Linear Feet	Name of Street: <u>North Ave</u>
(2-4) Height to Top of Sign: _____ Feet	Clearance to Grade: _____ Feet



EXISTING SIGNAGE TYPE & SQUARE FOOTAGE:	
<u>Freestanding</u> (A)	<u>137.5</u> Sq. Ft.
_____	_____ Sq. Ft.
_____	_____ Sq. Ft.
Total Existing:	<u>137.5</u> Sq. Ft.

FOR OFFICE USE ONLY	
Signage Allowed on Parcel:	
Building	<u>100</u> Sq. Ft.
Free-Standing	<u>199.5</u> Sq. Ft.
Total Allowed:	<u>199.5</u> Sq. Ft.

COMMENTS: \_\_\_\_\_

**NOTE:** No sign may exceed 300 square feet. A separate sign permit is required for each sign. Attach a sketch, to scale, of proposed and existing signage including types, dimensions and lettering. Attach a plot plan, to scale, showing: abutting streets, alleys, easements, driveways, encroachments, property lines, distances from existing buildings to proposed signs and required setbacks. Roof signs shall be manufactured such that no guy wires, braces or supports shall be visible.

I hereby attest that the information on this form and the attached sketches are true and accurate.

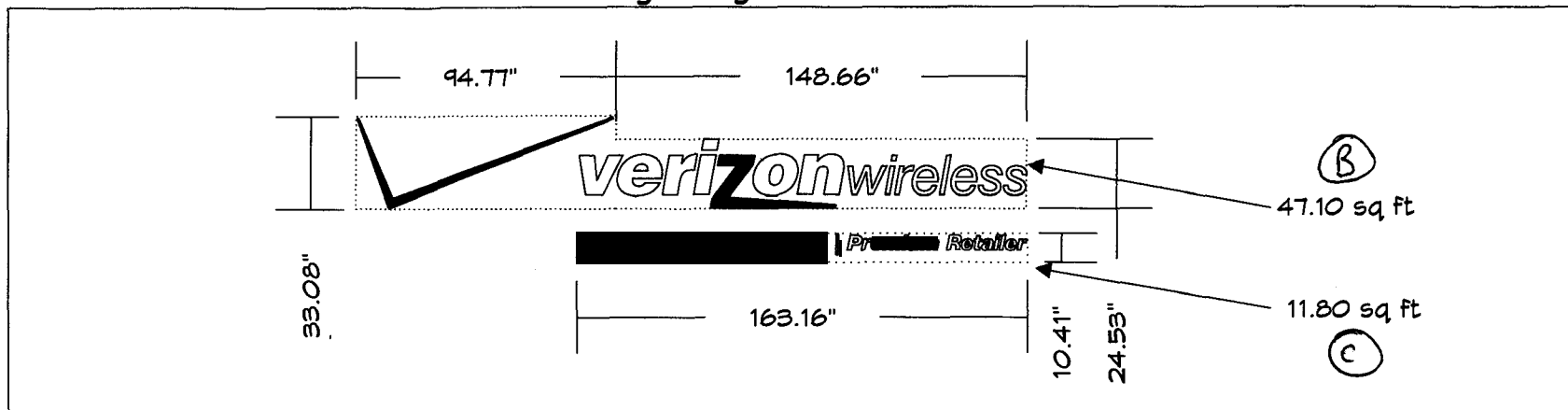
	<u>11-04-09</u>		<u>11/5/09</u>
Applicant's Signature	Date	Planning Approval	Date

(White: Planning)

(Yellow: Neighborhood Services)

(Pink: Applicant)

# Wall Sign Logo Dimensions



2000 Hwy. [Redacted] CO [Redacted]  
 fabrication installation maintenance neon vinyl truck lettering awnings

THIS ARTWORK WAS PREPARED BY AND IS THE PROPERTY OF PLATINUM SIGN CO. ANY UNAUTHORIZED USE OF SAME, IN WHOLE OR PART IS PROHIBITED. © 1997-2008



# City of Grand Junction GIS City Map ©




**Parcels**  
□ Address Label

**Air Photos**  
■ 2008 Photos

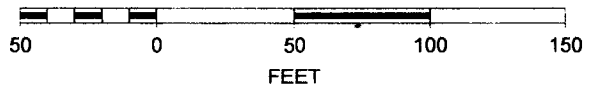
— Highways

Street Labels

**City Limits**  
■ Grand Junction  
■ Fruita  
■ Palisade  
□ Mesa County



SCALE 1 : 845



T & A LLC  
2945-141-01-001  
657 North