



Public Works and Planning Department
250 North 5th Street, Grand Junction CO 81501
Tel: (970) 244-1430 FAX (970) 256-4031

Sign Permit

For Signs that DO NOT Require
a Building Permit

Date Submitted 4/30/09
Fee \$ 25.00
Zone C1

TAX SCHEDULE NO. 2945-233-12-020 CONTRACTOR Angel Sign Co.
BUSINESS NAME Excel Driver Services LICENSE NO. 2090068
STREET ADDRESS 1621 Clymer way Grand Junction ADDRESS 590 N. Westgate Dr. Unit C
PROPERTY OWNER Ron Cyler TELEPHONE 244-8934
OWNER ADDRESS 2980 A Hwy 50 Grand Junction CONTACT PERSON Harold

- 1. FLUSH WALL 2 Square Feet per Linear Foot of Building Façade
- 2. ROOF 2 Square Feet per Linear Foot of Building Façade
- 3. PROJECTING 0.5 Square Feet per each Linear Foot of Building Façade
- 4. FREE-STANDING 2 Traffic Lanes - 0.75 Square Feet x Street Frontage
4 or more Traffic Lanes - 1.5 Square Feet x Street Frontage

Existing Externally or Internally Illuminated – No Change in Electrical Service Non-Illuminated

(1-4) Area of Proposed Sign: 40 Square Feet
(1-3) Building Façade: 84 Linear Feet Building Façade Direction: North South East West
(4) Street Frontage: 369 Linear Feet Name of Street: Clymer way
(2-4) Height to Top of Sign: 18 Feet Clearance to Grade: 14 Feet

EXISTING SIGNAGE TYPE & SQUARE FOOTAGE:

_____	_____	Sq. Ft.
_____	_____	Sq. Ft.
_____	_____	Sq. Ft.
Total Existing:	_____	Sq. Ft.

FOR OFFICE USE ONLY

Signage Allowed on Parcel:

<u>84x2</u> Building	<u>168</u> Sq. Ft.
<u>369x1.5</u> Free-Standing	<u>276.75</u> Sq. Ft.
Total Allowed:	<u>276.75</u> Sq. Ft.

COMMENTS: Sign is existing ~~XXXXXX~~ Customer was told by the City that a permit must be submitted by 4-30-09 or they will be fined.

NOTE: No sign may exceed 300 square feet. A separate sign permit is required for each sign. Attach a sketch, to scale, of proposed and existing signage including types, dimensions and lettering. Attach a plot plan, to scale, showing: abutting streets, alleys, easements, driveways, encroachments, property lines, distances from existing buildings to proposed signs and required setbacks. Roof signs shall be manufactured such that no guy wires, braces or supports shall be visible.


I hereby attest that the information on this form and the attached sketches are true and accurate.

Harold Applicant's Signature 04-30-09 Date Pat D... Planning Approval 5/4/09 Date





City of Grand Junction GIS City Map ©


Parcels

 Address Label


Air Photos


 2008 Photos


 Highways


 Street Labels

City Limits

 Grand Junction


 Fruita

 Palisade

 Mesa County



SCALE 1 : 1,413



Sign face

