



Public Works and Planning Department  
250 North 5<sup>th</sup> Street, Grand Junction CO 81501  
Tel: (970) 244-1430 FAX (970) 256-4031

# Sign Permit

For Signs that DO NOT Require  
a Building Permit

Date Submitted 4/26/10  
Fee \$ 25 paid 4/26/10  
CH# 10033  
Zone \_\_\_\_\_

TAX SCHEDULE NO. <u>2445-142-25-014</u>	CONTRACTOR <u>Platinum Sign</u>
BUSINESS NAME <u>Performance Center</u>	LICENSE NO. <u>2091305</u>
STREET ADDRESS <u>616 N. 1st</u>	ADDRESS <u>2916 E. 70th</u>
PROPERTY OWNER <u>Vicki Budini</u>	TELEPHONE <u>248-9677</u>
OWNER ADDRESS <u>Same</u>	CONTACT PERSON <u>Mike</u>

- 1. FLUSH WALL 2 Square Feet per Linear Foot of Building Façade
- 2. ROOF 2 Square Feet per Linear Foot of Building Façade
- 3. PROJECTING 0.5 Square Feet per each Linear Foot of Building Façade
- 4. FREE-STANDING 2 Traffic Lanes - 0.75 Square Feet x Street Frontage  
4 or more Traffic Lanes - 1.5 Square Feet x Street Frontage

Existing Externally or Internally Illuminated - No Change in Electrical Service  Non-Illuminated

(1-4) Area of Proposed Sign: 80 Square Feet  
 (1-3) Building Façade: 126.6 Linear Feet Building Façade Direction: North South East West  
 (4) Street Frontage: 125 Linear Feet Name of Street: 1st  
 (2-4) Height to Top of Sign: 30 Feet Clearance to Grade: 20 Feet

EXISTING SIGNAGE TYPE & SQUARE FOOTAGE:	
_____	_____ Sq. Ft.
_____	_____ Sq. Ft.
_____	_____ Sq. Ft.
Total Existing:	<u>0</u> Sq. Ft.

FOR OFFICE USE ONLY	
Signage Allowed on Parcel:	
Building	<u>132</u> Sq. Ft.
Free-Standing	<u>187.5</u> Sq. Ft.
Total Allowed:	<u>187.5</u> Sq. Ft.

COMMENTS: Face Change


**NOTE:** No sign may exceed 300 square feet. A separate sign permit is required for each sign. Attach a sketch, to scale, of proposed and existing signage including types, dimensions and lettering. Attach a plot plan, to scale, showing: abutting streets, alleys, easements, driveways, encroachments, property lines, distances from existing buildings to proposed signs and required setbacks. Roof signs shall be manufactured such that no guy wires, braces or supports shall be visible.

I hereby attest that the information on this form and the attached sketches are true and accurate.


[Signature] 4-26-10 [Signature] 4-30-10  
 Applicant's Signature Date Planning Approval Date


# City of Grand Junction GIS City Map ©


**Parcels**

 Address Label


**Air Photos**


 2008 Photos


 Highways


 Street Labels


**City Limits**


 Grand Junction

 Fruita

 Palisade


 De Beque

 Collbran

 Mesa County



SCALE 1 : 619



Vicki Badini

2945-142-25-014

616 N 1st St

**PERFORMANCE  
CENTER**

**BUY — SELL — TRADE**

4x4 & PERFORMANCE PARTS

**TROPHY  
GUN ROOM**

**BUY • SELL • TRADE**  
**NEW - USED**

616 NORTH FIRST STREET  
241-4567

PERFORMANCE CENTER

POOL SPA LEADER

404 E PERFORMANCE PARTS

Caldera Spas



POOL SPA  
CHEMICALS  
& SUPPLIES

616 NORTH FIRST STREET  
241-4567

