



(A)

# Sign Permit

For Signs that DO NOT Require a Building Permit

Public Works and Planning Department  
250 North 5<sup>th</sup> Street, Grand Junction CO 81501  
Tel: (970) 244-1430 FAX (970) 256-4031

Date Submitted	3/23/10
Fee \$	2500
Zone	C-2

TAX SCHEDULE NO. <u>2945-133-16-004</u>	CONTRACTOR <u>Platinum Sign</u>
BUSINESS NAME <u>Med tech</u>	LICENSE NO. <u>291305</u>
STREET ADDRESS <u>1753 Main</u>	ADDRESS <u>2916 E-70B</u>
PROPERTY OWNER <u>Vera Boughner</u>	TELEPHONE <u>248-9677</u>
OWNER ADDRESS <u>Same</u>	CONTACT PERSON <u>Mike</u>

- 1. FLUSH WALL 2 Square Feet per Linear Foot of Building Façade
- 2. ROOF 2 Square Feet per Linear Foot of Building Façade
- 3. PROJECTING 0.5 Square Feet per each Linear Foot of Building Façade
- 4. FREE-STANDING 2 Traffic Lanes - 0.75 Square Feet x Street Frontage  
4 or more Traffic Lanes - 1.5 Square Feet x Street Frontage

Existing Externally or Internally Illuminated - No Change in Electrical Service  Non-Illuminated

(1-4) Area of Proposed Sign: <u>18</u> Square Feet	Building Façade Direction: North South <u>East</u> West
(1-3) Building Façade: <u>32</u> Linear Feet	Name of Street: <u>Main</u>
(4) Street Frontage: <u>52</u> Linear Feet	Clearance to Grade: _____ Feet
(2-4) Height to Top of Sign: _____ Feet	



EXISTING SIGNAGE TYPE & SQUARE FOOTAGE:	
_____	_____ Sq. Ft.
_____	_____ Sq. Ft.
_____	_____ Sq. Ft.
Total Existing:	<u>0</u> Sq. Ft.

FOR OFFICE USE ONLY	
Signage Allowed on Parcel:	
Building	<u>56</u> Sq. Ft.
Free-Standing	<u>81</u> Sq. Ft.
Total Allowed:	<u>81</u> Sq. Ft.

COMMENTS: \_\_\_\_\_

**NOTE:** No sign may exceed 300 square feet. A separate sign permit is required for each sign. Attach a sketch, to scale, of proposed and existing signage including types, dimensions and lettering. Attach a plot plan, to scale, showing: abutting streets, alleys, easements, driveways, encroachments, property lines, distances from existing buildings to proposed signs and required setbacks. Roof signs shall be manufactured such that no guy wires, braces or supports shall be visible.

I hereby attest that the information on this form and the attached sketches are true and accurate.

	<u>3-23-10</u>	<u>NS</u>		<u>3/24/10</u>
Applicant's Signature	Date		Planning Approval	Date



(B)

# Sign Permit

For Signs that DO NOT Require  
a Building Permit

Public Works and Planning Department  
250 North 5<sup>th</sup> Street, Grand Junction CO 81501  
Tel: (970) 244-1430 FAX (970) 256-4031

Date Submitted	<u>3/23/10</u>
Fee \$	<u>500</u>
Zone	<u>C-2</u>

TAX SCHEDULE NO. <u>2945-133-16-004</u>	CONTRACTOR <u>Platinum Sign</u>
BUSINESS NAME <u>Meditch</u>	LICENSE NO. <u>2091305</u>
STREET ADDRESS <u>1753 Main</u>	ADDRESS <u>2916 I-70B</u>
PROPERTY OWNER <u>Vera Bonghner</u>	TELEPHONE <u>248-9677</u>
OWNER ADDRESS <u>Same</u>	CONTACT PERSON <u>Mike</u>

- 1. FLUSH WALL      2 Square Feet per Linear Foot of Building Façade
- 2. ROOF              2 Square Feet per Linear Foot of Building Façade
- 3. PROJECTING      0.5 Square Feet per each Linear Foot of Building Façade
- 4. FREE-STANDING   2 Traffic Lanes - 0.75 Square Feet x Street Frontage  
4 or more Traffic Lanes - 1.5 Square Feet x Street Frontage

Existing Externally or Internally Illuminated - No Change in Electrical Service       Non-Illuminated

(1-4) Area of Proposed Sign: <u>32</u> Square Feet	Building Façade Direction: North South East <u>(West)</u>
(1-3) Building Façade: <u>32</u> Linear Feet	Name of Street: <u>Main</u>
(4) Street Frontage: <u>52</u> Linear Feet	Clearance to Grade: _____ Feet
(2-4) Height to Top of Sign: _____ Feet	

EXISTING SIGNAGE TYPE & SQUARE FOOTAGE:	
<u>Sign A</u>	<u>18</u> Sq. Ft.
_____	_____ Sq. Ft.
_____	_____ Sq. Ft.
Total Existing:	<u>18</u> Sq. Ft.

FOR OFFICE USE ONLY	
Signage Allowed on Parcel:	
Building	<u>56</u> Sq. Ft.
Free-Standing	<u>81</u> Sq. Ft.
Total Allowed:	<u>81</u> Sq. Ft.

COMMENTS: \_\_\_\_\_

**NOTE:** No sign may exceed 300 square feet. A separate sign permit is required for each sign. Attach a sketch, to scale, of proposed and existing signage including types, dimensions and lettering. Attach a plot plan, to scale, showing: abutting streets, alleys, easements, driveways, encroachments, property lines, distances from existing buildings to proposed signs and required setbacks. Roof signs shall be manufactured such that no guy wires, braces or supports shall be visible.

I hereby attest that the information on this form and the attached sketches are true and accurate.

<u>[Signature]</u>	<u>3-23-10</u>	<u>WS</u>	<u>Pat Deery</u>	<u>3/24/10</u>
Applicant's Signature	Date		Planning Approval	Date



Ⓢ

# Sign Permit

For Signs that DO NOT Require  
a Building Permit

Public Works and Planning Department  
250 North 5<sup>th</sup> Street, Grand Junction CO 81501  
Tel: (970) 244-1430 FAX (970) 256-4031

Date Submitted	3/23/10
Fee \$	500
Zone	C-2

TAX SCHEDULE NO.	2945-133-16-004	CONTRACTOR	Platinum Sign
BUSINESS NAME	Med tech	LICENSE NO.	2091305
STREET ADDRESS	1753 Main	ADDRESS	2916 I-70 B
PROPERTY OWNER	Vera Boughner	TELEPHONE	248-9677
OWNER ADDRESS	Same	CONTACT PERSON	Mike

- 1. FLUSH WALL      2 Square Feet per Linear Foot of Building Façade
- 2. ROOF              2 Square Feet per Linear Foot of Building Façade
- 3. PROJECTING      0.5 Square Feet per each Linear Foot of Building Façade
- 4. FREE-STANDING   2 Traffic Lanes - 0.75 Square Feet x Street Frontage  
4 or more Traffic Lanes - 1.5 Square Feet x Street Frontage

Existing Externally or Internally Illuminated - No Change in Electrical Service       Non-Illuminated

(1-4) Area of Proposed Sign:	10	Square Feet	
(1-3) Building Façade:	32	Linear Feet	Building Façade Direction: <u>North</u> South East West
(4) Street Frontage:	52	Linear Feet	Name of Street: <u>Main</u>
(2-4) Height to Top of Sign:	10	Feet	Clearance to Grade: <u>8</u> Feet

EXISTING SIGNAGE TYPE & SQUARE FOOTAGE:	
Sign A	18 Sq. Ft.
Sign B	32 Sq. Ft.
	Sq. Ft.
Total Existing:	50 Sq. Ft.

FOR OFFICE USE ONLY	
Signage Allowed on Parcel:	
Building	56 Sq. Ft.
Free-Standing	81 Sq. Ft.
Total Allowed:	81 Sq. Ft.

COMMENTS: Face change on existing projecting sign.

**NOTE:** No sign may exceed 300 square feet. A separate sign permit is required for each sign. Attach a sketch, to scale, of proposed and existing signage including types, dimensions and lettering. Attach a plot plan, to scale, showing: abutting streets, alleys, easements, driveways, encroachments, property lines, distances from existing buildings to proposed signs and required setbacks. Roof signs shall be manufactured such that no guy wires, braces or supports shall be visible.


I hereby attest that the information on this form and the attached sketches are true and accurate.

	3-23-10	WS		3/24/10
Applicant's Signature	Date		Planning Approval	Date

# City of Grand Junction GIS City Map ©



SCALE 1 : 534



Vera Boughner  
1753 Main  
2945-133-16-004

64 flushwall  
39 polesign  
16 projecting



6'



3'

(A)


8'



4'

(B)

5'



2'

(C)