



A

Sign Permit

For Signs that DO NOT Require
a Building Permit

Public Works and Planning Department
250 North 5th Street, Grand Junction CO 81501
Tel: (970) 244-1430 FAX (970) 256-4031

Date Submitted	<u>4-14-10</u>
Fee \$	<u>25.00</u>
Zone	<u>C-2</u>

TAX SCHEDULE NO. <u>2945-091-23-001</u>	CONTRACTOR <u>Platinum Sign</u>
BUSINESS NAME <u>Old Navy</u>	LICENSE NO. <u>2091305</u>
STREET ADDRESS <u>2464 Hwy 6850</u>	ADDRESS <u>2916 E-708</u>
PROPERTY OWNER <u>Grand Mesa Center - Old Navy</u>	TELEPHONE <u>248-9677</u>
OWNER ADDRESS _____	CONTACT PERSON <u>Mike</u>

- | | |
|---|---|
| <input checked="" type="checkbox"/> 1. FLUSH WALL | 2 Square Feet per Linear Foot of Building Façade |
| <input type="checkbox"/> 2. ROOF | 2 Square Feet per Linear Foot of Building Façade |
| <input type="checkbox"/> 3. PROJECTING | 0.5 Square Feet per each Linear Foot of Building Façade |
| <input type="checkbox"/> 4. FREE-STANDING | 2 Traffic Lanes - 0.75 Square Feet x Street Frontage
4 or more Traffic Lanes - 1.5 Square Feet x Street Frontage |

Existing Externally or Internally Illuminated - No Change in Electrical Service Non-Illuminated

(1-4) Area of Proposed Sign: <u>150</u> Square Feet	Building Façade Direction: North <u>South</u> East West
(1-3) Building Façade: <u>100</u> Linear Feet	Name of Street: <u>Hwy 6850</u>
(4) Street Frontage: _____ Linear Feet	Clearance to Grade: _____ Feet
(2-4) Height to Top of Sign: _____ Feet	

EXISTING SIGNAGE TYPE & SQUARE FOOTAGE:	
_____	_____ Sq. Ft.
_____	_____ Sq. Ft.
_____	_____ Sq. Ft.
Total Existing:	<u>0</u> Sq. Ft.

FOR OFFICE USE ONLY	
Signage Allowed on Parcel:	
Building	<u>100</u> Sq. Ft.
Free-Standing	_____ Sq. Ft.
Total Allowed:	_____ Sq. Ft.

COMMENTS: Per Sign Package - Taking down existing and replacing with new

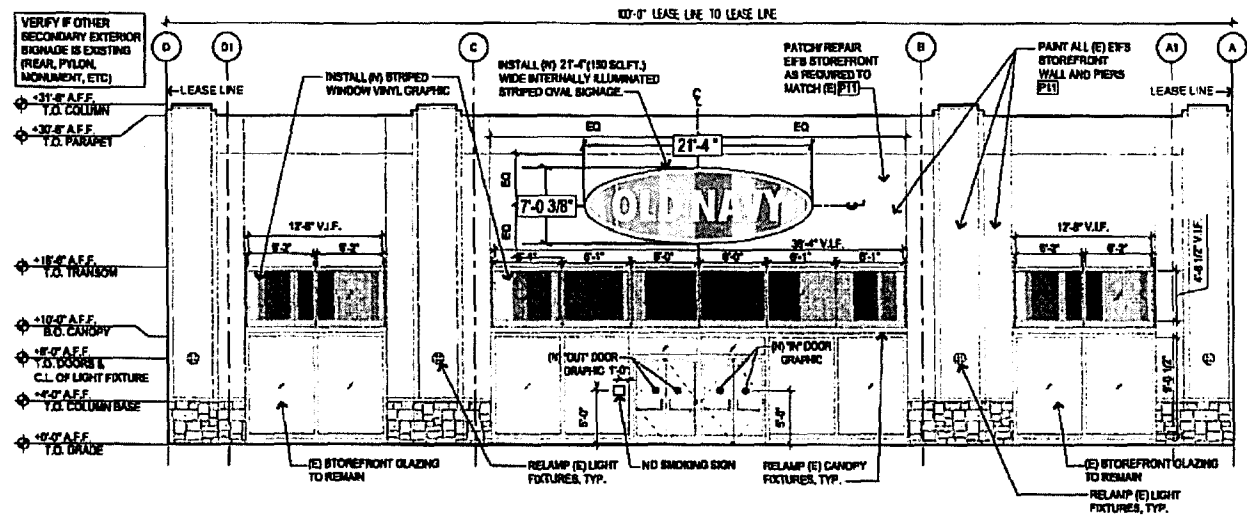
NOTE: No sign may exceed 300 square feet. A separate sign permit is required for each sign. Attach a sketch, to scale, of proposed and existing signage including types, dimensions and lettering. Attach a plot plan, to scale, showing: abutting streets, alleys, easements, driveways, encroachments, property lines, distances from existing buildings to proposed signs and required setbacks. Roof signs shall be manufactured such that no guy wires, braces or supports shall be visible.

I hereby attest that the information on this form and the attached sketches are true and accurate.

<u>[Signature]</u>	<u>4-14-10</u>	<u>Jayleen Henderson</u>	<u>4-15-10</u>
Applicant's Signature	Date	Planning Approval	Date

(A)

Approved by
Landlord.
M. D. 4/13/16



A FRONT ELEVATION - NEW WORK
SCALE: 3/32" = 1'-0"

NOTE:
SIGNAGE GUIDELINES PER
MASTER SIGN PLAN

SURVEY NOTE:
FIELD SURVEY REQ'D PRIOR
TO MANUFACTURE




PHOTO SURVEY - EXISTING CHANNEL LETTERS VIEW (1)
N.T.S.



PHOTO SURVEY - EXISTING CHANNEL LETTERS VIEW (2)
N.T.S.

ASM
01727



Client: **OLD NAVY #3455**
Address: **2464 HIGHWAY 6 AND 50**
Location: **GRAND JUNCTION, CO 81505**
Date: **02.11.10**
Designer: **GD**
Fabricator: **MC**

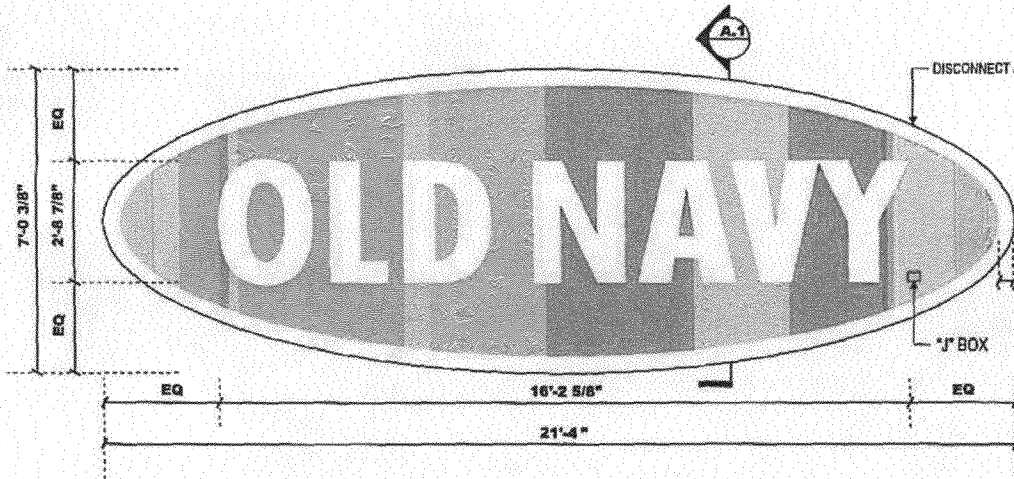
This is an original drawing created by Walton. It is intended for your personal use. However, it shall not be used in connection with the project being planned for you by Walton, but not otherwise. You are not authorized to allow these drawings to be reproduced, used, copied or exhibited in any fashion.

Region: **R11 48/10 rev16 tenant panels - WH**

Signs will be manufactured with 120 Vols AC. All Primary electrical service to the sign and final connection thereof, is the responsibility of the buyer. All work to be done in accordance with the purchase agreement attached hereto. In case of variance between the specifications of the purchase agreement and the drawing, the drawing shall prevail.

Buyer: _____ Date: _____ Production: _____ Date: _____

The sign is intended to be installed in accordance with the requirements of Article 600 of the National Electrical Code and/or other applicable local codes. This includes proper grounding and bonding of the sign.




150 SQ FT
 QTY.: ONE (1)
 VERSION "B"
 OVAL SIGN WITH 4" DEEP CHANNEL LETTERS
 20 AMPS / 120 VOLTS
 (2) 20A CIRCUITS

A "OLD NAVY" FLEX FACE CABINET WITH 4" DEEP FACE LIT CHANNEL LETTERS - FRONT ELEVATION
 Scale: 3/8"=1'-0"

COLOR SCHEDULE:

- OPAQUE WHITE BORDER
- YELLOW PMS 116 / 3M 3630-015
- GREEN PMS 368 / 3M 3630-136
- DARK BLUE 3M 3630-137 EUROPEAN BLUE
- MED DARK BLUE PMS 307 (80%) / 3M 3630-7805
- MED BLUE PMS 2995 / 3M 3630-7687
- LT BLUE PMS 637 / 3M 3630-7344

ASM



011277



Client: **OLD NAVY #3455**
 Address: **2464 HIGHWAY 6 AND 50**
 Location: **GRAND JUNCTION, CO 81505**
 Sales: **JR** Designer: **GD**
 Date: **02.11.10** FM **MC**

This is an original drawing created by Walton. It is classified for your personal use. However, it shall not be used in connection with the project being planned for you by Walton, but not otherwise. You are not authorized to show these drawings to anyone outside your organization, nor to be reproduced, used, copied or published in any fashion.

Revision: **R11 4/6/10 revise layout panels - WH**

Signs will be constructed with 120 Volt AC. All Primary electrical service to the sign and final connections shall be the responsibility of the buyer. All work to be done in accordance with the purchase agreement attached hereto, in case of variance between the specifications of the purchase agreement and this drawing, the drawing shall prevail.

Buyer: _____ Date: _____ Production: _____ Date: _____

This sign is intended to be installed in accordance with the requirements of Article 600 of the National Electrical Code and/or other applicable local codes. This includes proper grounding and bonding of the sign.


117277
 Sheet: 2 of 12

2464 Highway 6 + 50
Grand Mesa Center
2945-091-23-001

not needed
D



SCALE 1 : 3,234



B
not needed
per Lisa
4-15-10
new code

Master Plan on file @ city
(Grand Mesa Center)

C
not needed

