

#3 PMT-2011-517



Public Works and Planning Department
250 North 5th Street, Grand Junction CO 81501
Tel: (970) 244-1430 FAX (970) 256-4031

Sign Permit

For Signs that DO NOT Require
a Building Permit

Date Submitted	10/19/10
Fee \$	5.00
Zone	C-2

TAX SCHEDULE NO.	2945-091-23-001	CONTRACTOR	ANGEL SIGN CO.
BUSINESS NAME	VITAMIN COTTAGE 120	LICENSE NO.	200087
STREET ADDRESS	2464 Hwy 6450 #121	ADDRESS	510 N. WEBBATE DR #C
PROPERTY OWNER	Grand Mesa Center, LLC	TELEPHONE	970-244-8434
OWNER ADDRESS	2127 Innerbelt Bus. Ctr. Dr. St. Louis, MO 63114-5700	CONTACT PERSON	DARREN

<input checked="" type="checkbox"/>	1. FLUSH WALL	2 Square Feet per Linear Foot of Building Façade
<input type="checkbox"/>	2. ROOF	2 Square Feet per Linear Foot of Building Façade
<input type="checkbox"/>	3. PROJECTING	0.5 Square Feet per each Linear Foot of Building Façade
<input type="checkbox"/>	4. FREE-STANDING	2 Traffic Lanes - 0.75 Square Feet x Street Frontage 4 or more Traffic Lanes - 1.5 Square Feet x Street Frontage

Existing Externally or Internally Illuminated - No Change in Electrical Service Non-Illuminated

(1-4) Area of Proposed Sign: ^{40.374} ~~40.374~~ ^{MAX 41.75} Square Feet

(1-3) Building Façade: _____ Linear Feet Building Façade Direction: North South East West

(4) Street Frontage: _____ Linear Feet Name of Street: _____

(2-4) Height to Top of Sign: _____ Feet Clearance to Grade: _____ Feet

EXISTING SIGNAGE TYPE & SQUARE FOOTAGE:

_____	_____ Sq. Ft.
_____	_____ Sq. Ft.
_____	_____ Sq. Ft.
Total Existing:	_____ Sq. Ft.

FOR OFFICE USE ONLY

Signage Allowed on Parcel: Per Plan

Building	_____ Sq. Ft.
Free-Standing	_____ Sq. Ft.
Total Allowed:	_____ Sq. Ft.

COMMENTS: (NATURALLY RAISED MEATS) This sign permit may be subject to CDOT regulations. Please contact CDOT for further information.

NOTE: No sign may exceed 300 square feet. A separate sign permit is required for each sign. Attach a sketch, to scale, of proposed and existing signage including types, dimensions and lettering. Attach a plot plan, to scale, showing: abutting streets, alleys, easements, driveways, encroachments, property lines, distances from existing buildings to proposed signs and required setbacks. Roof signs shall be manufactured such that no guy wires, braces or supports shall be visible.

I hereby attest that the information on this form and the attached sketches are true and accurate.

[Signature] 10/19/10 PD [Signature] 11-3-10
Applicant's Signature Date Planning Approval Date


1.5
1.5

11.75'

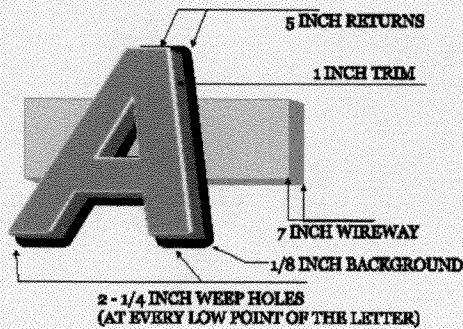
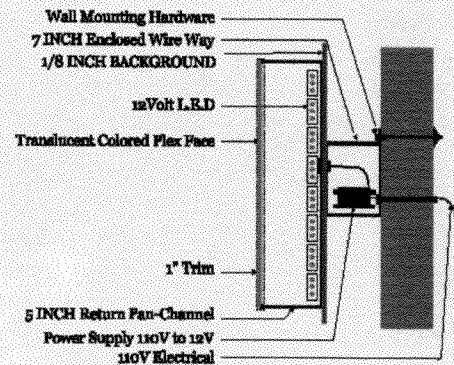
17.625 ♂

40.374 ♂

22.749 ♂



15.166'



SPECIFICATIONS:

Manufactured pan channel letters

Faces: 3/16" orange plexiglass

Trimcap: 1" gold

Sidewalls: bronze

Lighting: red LED

Raceway: painted to match building

Square Feet: 40.373 SQFT

Final electrical 110V hook-up is to be done by a licensed electrician.

All signs to be UL listed with 1 year warranty