

CHECKED
DATE
APRIL 1980
SCALE
1"=200'

REVISIONS	BY
45 PULL REV.	OJK

**PARAGON ENGINEERING, INC.**  
 P.O. Box 2872  
 Grand Junction, Colorado 81501 (303) 243-8888

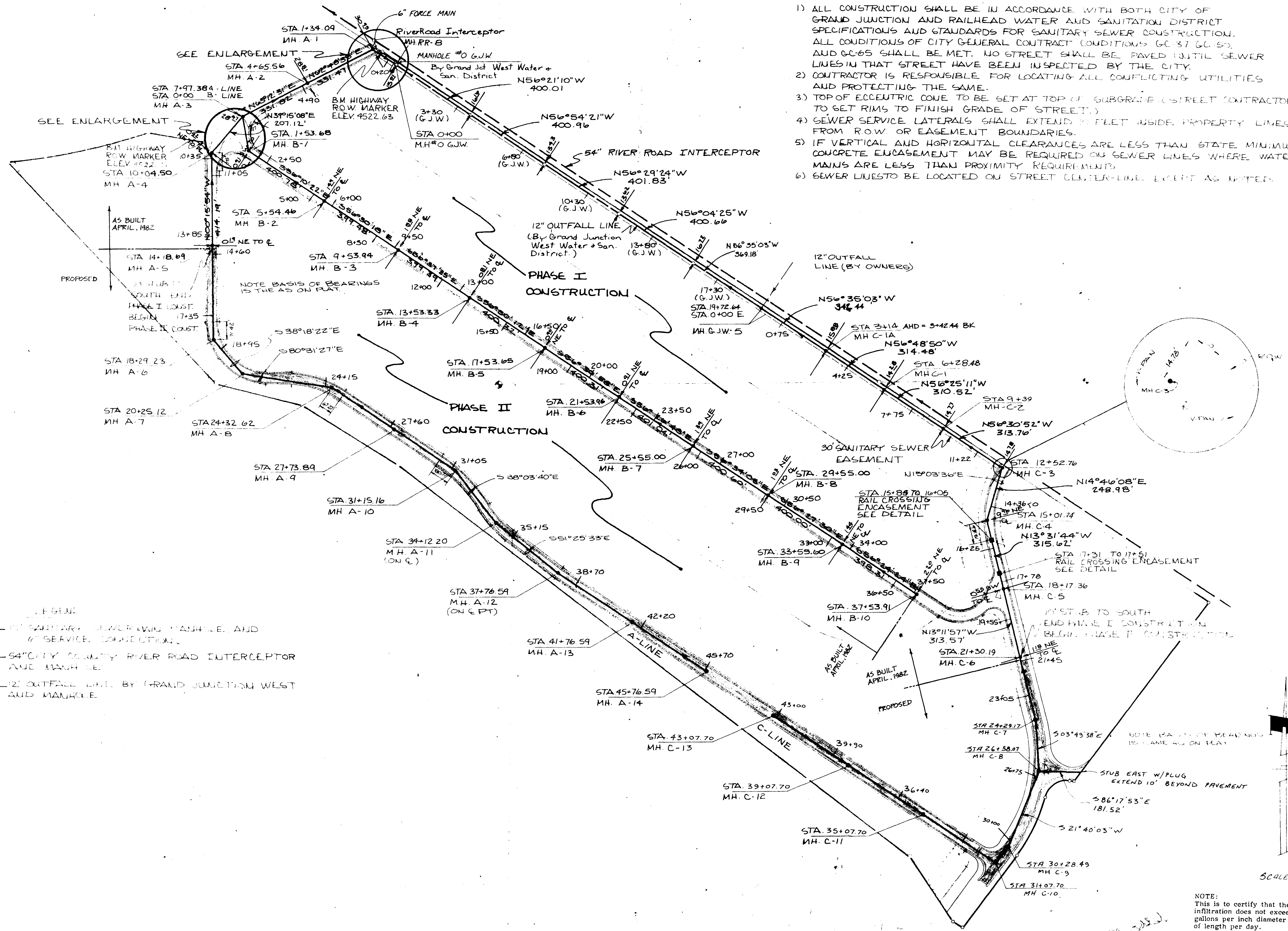


**RAILHEAD INDUSTRIAL PARK**  
**SANITARY SEWER PLANS, PROFILES & DETAILS**

SHEET
1
5
SHEETS

**NOTES:**

- 1) ALL CONSTRUCTION SHALL BE IN ACCORDANCE WITH BOTH CITY OF GRAND JUNCTION AND RAILHEAD WATER AND SANITATION DISTRICT SPECIFICATIONS AND STANDARDS FOR SANITARY SEWER CONSTRUCTION. ALL CONDITIONS OF CITY GENERAL CONTRACT CONDITIONS GC-37 GC-50, AND GC-65 SHALL BE MET. NO STREET SHALL BE PAVED UNTIL SEWER LINES IN THAT STREET HAVE BEEN INSPECTED BY THE CITY.
- 2) CONTRACTOR IS RESPONSIBLE FOR LOCATING ALL CONFLICTING UTILITIES AND PROTECTING THE SAME.
- 3) TOP OF ECCENTRIC COUPE TO BE SET AT TOP OF SUBGRADE. STREET CONTRACTOR TO SET RIMS TO FINISH GRADE OF STREET(S).
- 4) SEWER SERVICE LATERALS SHALL EXTEND 5 FEET INSIDE PROPERTY LINES FROM ROW OR EASEMENT BOUNDARIES.
- 5) IF VERTICAL AND HORIZONTAL CLEARANCES ARE LESS THAN STATE MINIMUMS, CONCRETE ENCASUREMENT MAY BE REQUIRED ON SEWER LINES WHERE WATER MAINS ARE LESS THAN PROXIMITY REQUIREMENTS.
- 6) SEWER LINES TO BE LOCATED ON STREET CENTER-LINE EXCEPT AS NOTED.

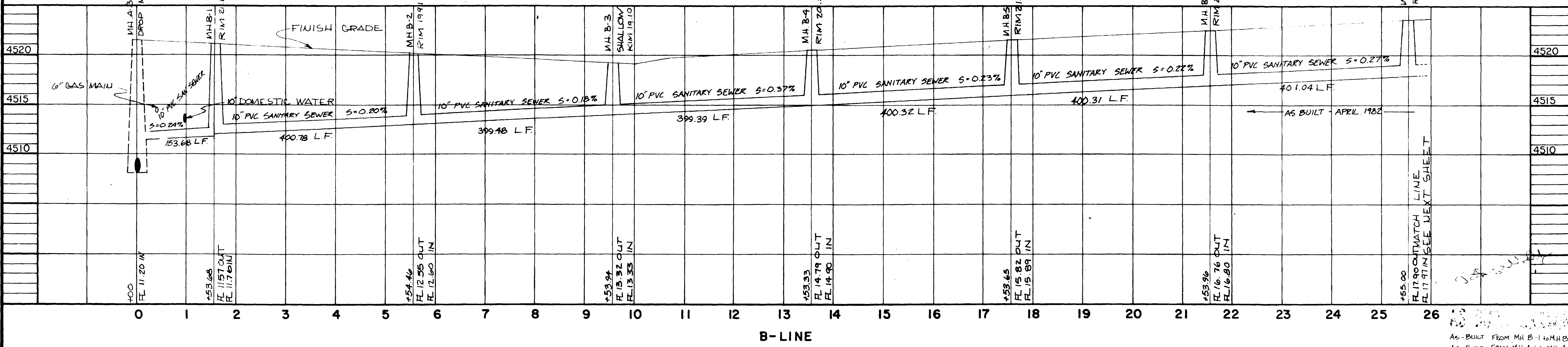
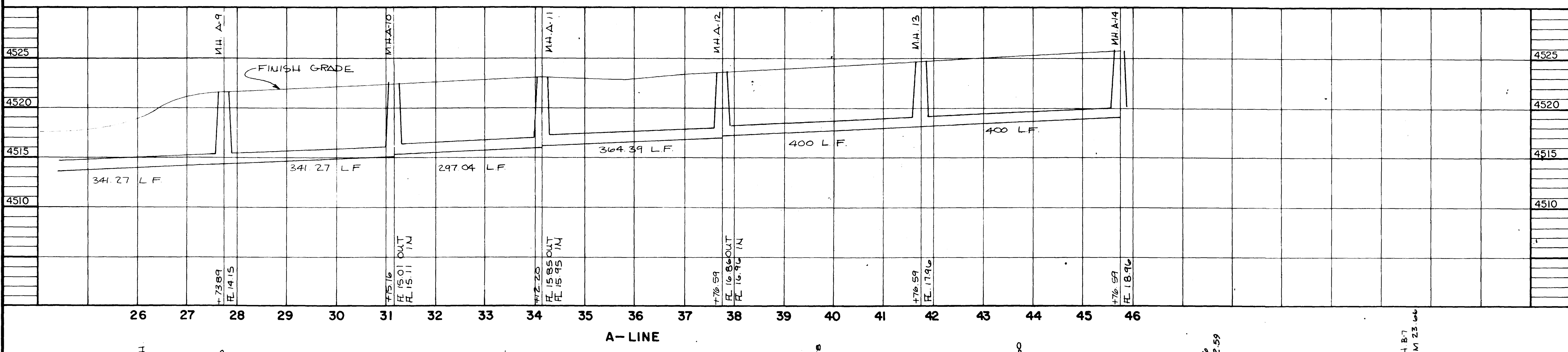
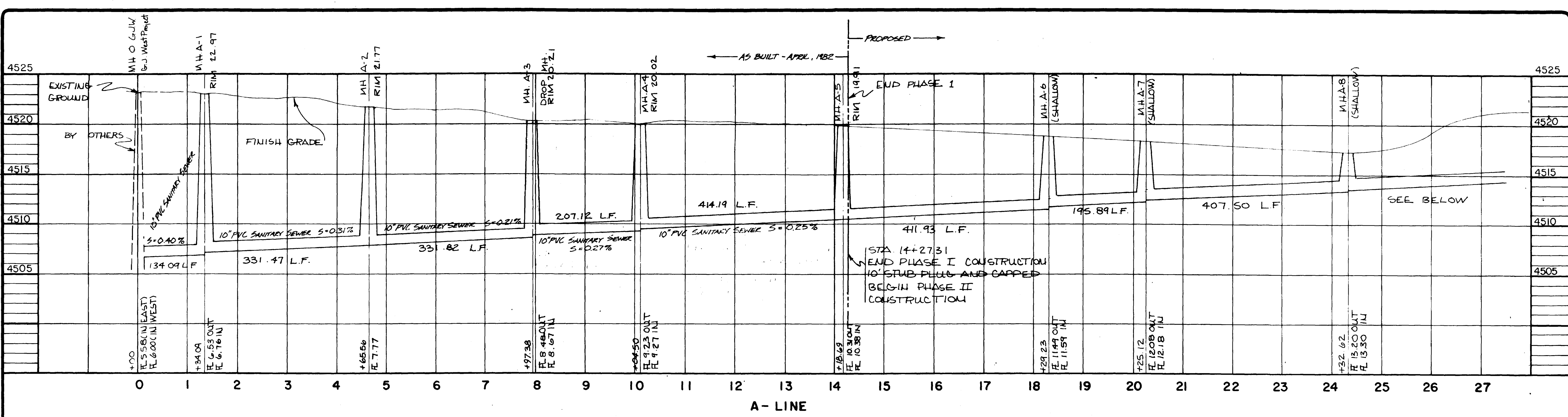


**LEGEND**

- SANITARY SEWER MANHOLE AND SERVICE CONNECTION
- 54" CITY COUNTY RIVER ROAD INTERCEPTOR AND MANHOLE
- 12" OUTFALL LINE BY GRAND JUNCTION WEST AND MANHOLE

NOTE:  
 This is to certify that the system infiltration does not exceed 200 gallons per inch diameter per mile of length per day.

FOR PHASE I CONSTRUCTION



CHECKED
DATE
APRIL 1980
SCALE
Horiz. 1" = 100'
Vert. 1" = 5'

REVISIONS	BY
Per Road Keys - 1281	PMO
As-Built to MH B-7	LDR
As-Built to MH A-5	LDR

**PARAGON ENGINEERING, INC.**

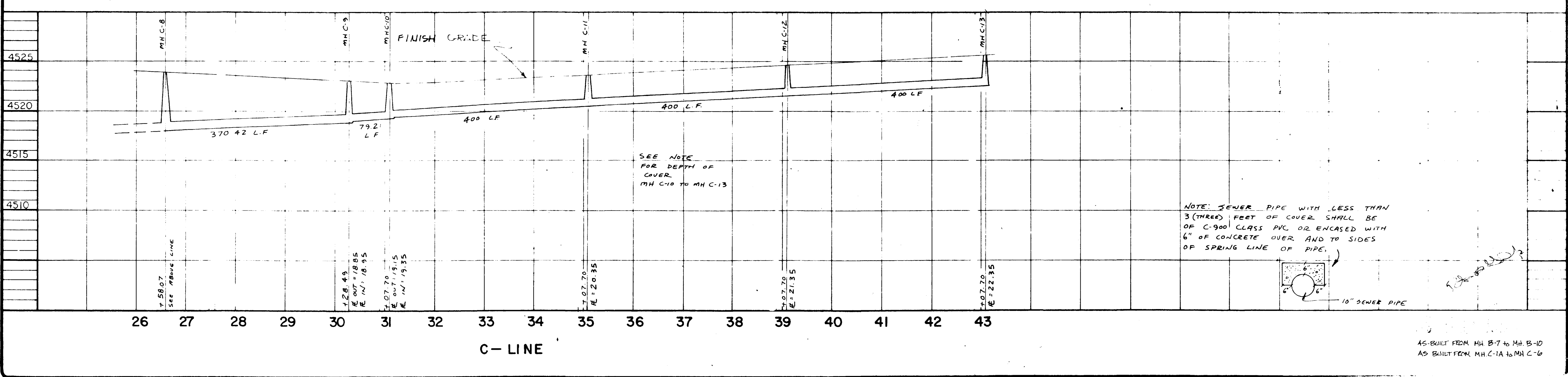
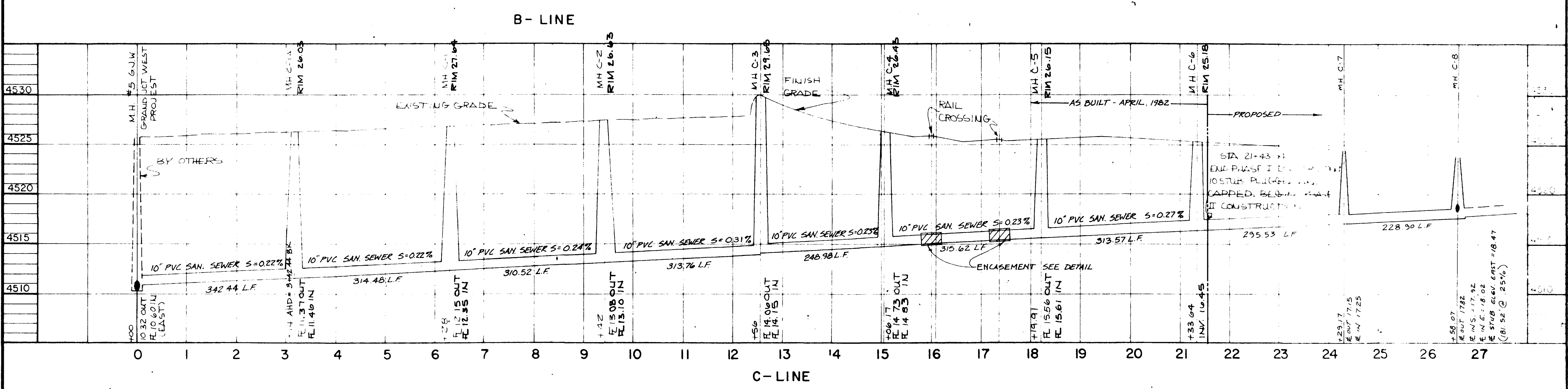
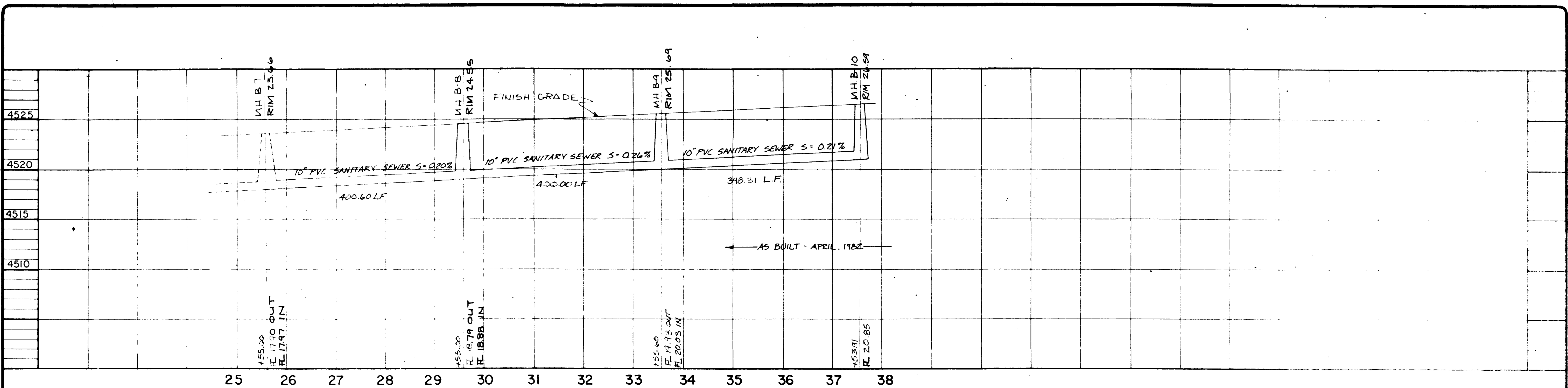
P.O. Box 2872  
Grand Junction, Colorado 81501 (970) 243-8866

**RAILHEAD INDUSTRIAL PARK**

**SANITARY SEWER PLANS, PROFILES & DETAILS**

SHEET
2
OF 5 SHEETS

AS-BUILT FROM MH B-1 TO MH B-7  
AS-BUILT FROM MH A-1 TO MH A-5



CHECKED

DATE

BY

AS-BUILT FROM MH B-7 TO MH B-10 LDC

AS-BUILT FROM MH C-10 TO MH C-13 LDC

MH C-1A TO MH C-6 LDC

**PARAGON ENGINEERING, INC.**

P.O. Box 1073  
Grand Junction, Colorado 81501 (970) 244-4444

**RAILHEAD INDUSTRIAL PARK**

SANITARY SEWER PLANS, PROFILES & DETAILS

HEET 3

OF 5 SHEETS

02030603.tif

AS-BUILT FROM MH B-7 TO MH B-10  
AS-BUILT FROM MH C-1A TO MH C-6