

MAP OF COMBINED SEWER DISTRICT NO. 4

SHOWING BOUNDARY OF DISTRICT AND LOCATION OF SEWER

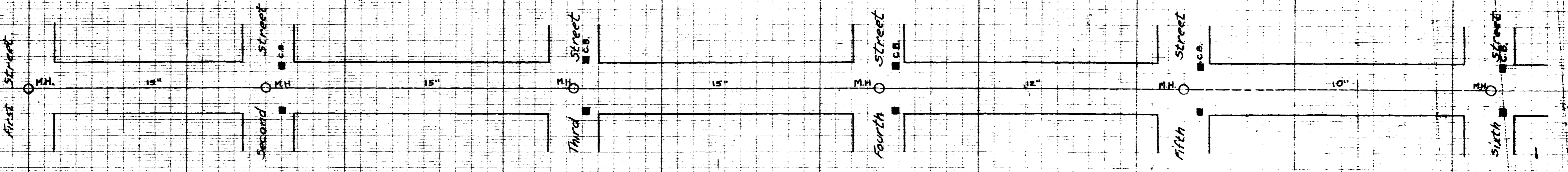
Area of District ----- 5,755,316 Sq. Ft.
 Total Cost of Improvement ----- \$33,827.86
 Cost per Sq. Ft. ----- .0059
 Cost per Lot 25'x125' ----- 18.44

Scale: 1" = 200'



GRAND AVE

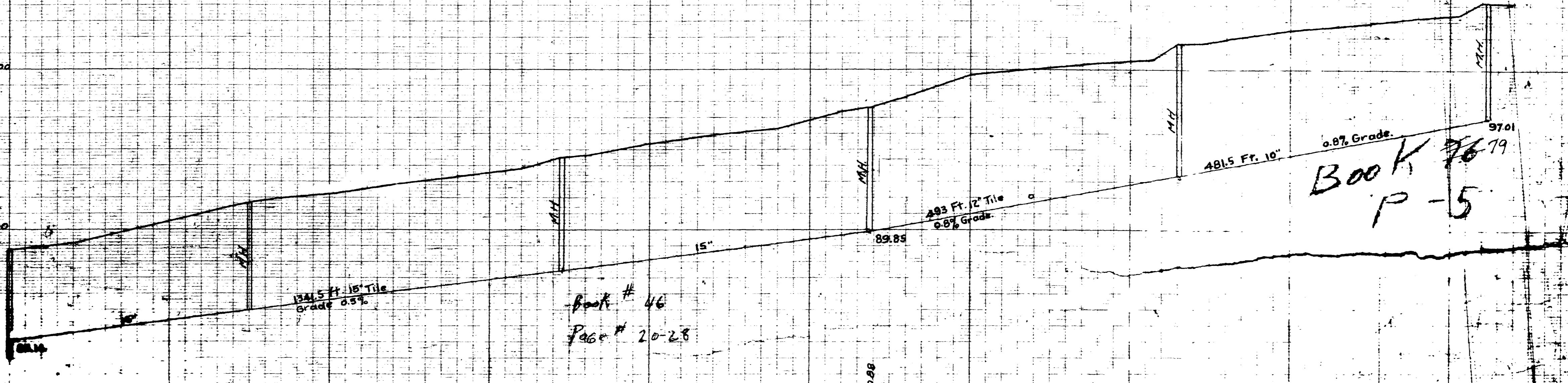
Sanitary 9774



Elev 600.00

Elev 590.00

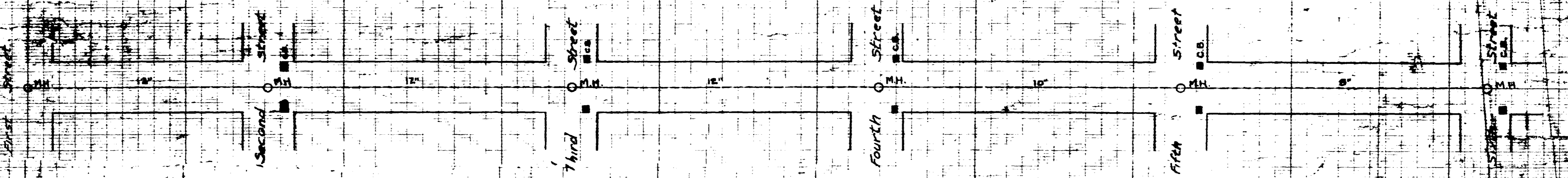
Sanitary Sewer
North of Grand St



Book # 46
Page # 20-28

WHITE AVE

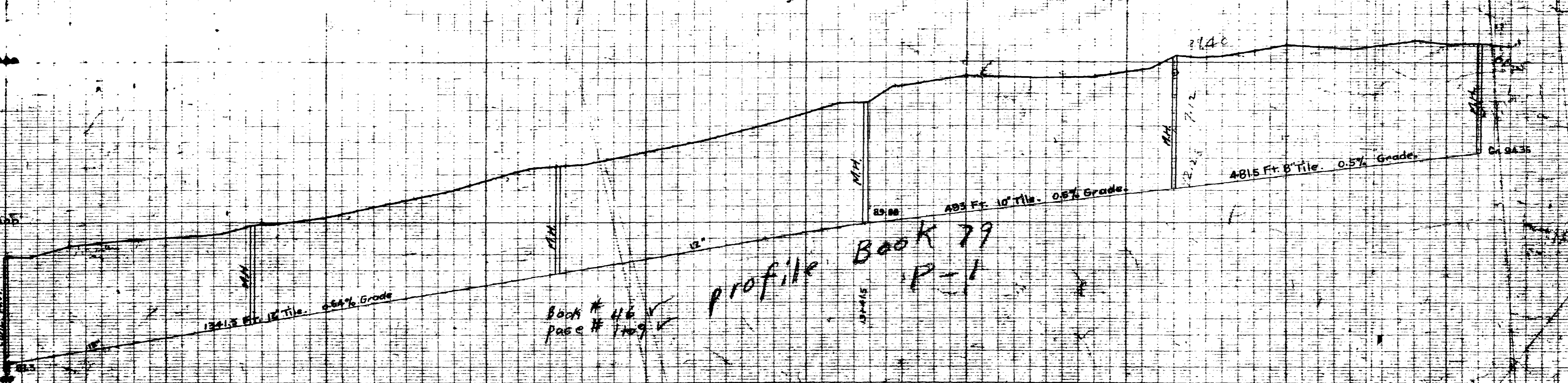
Sanitary 9288



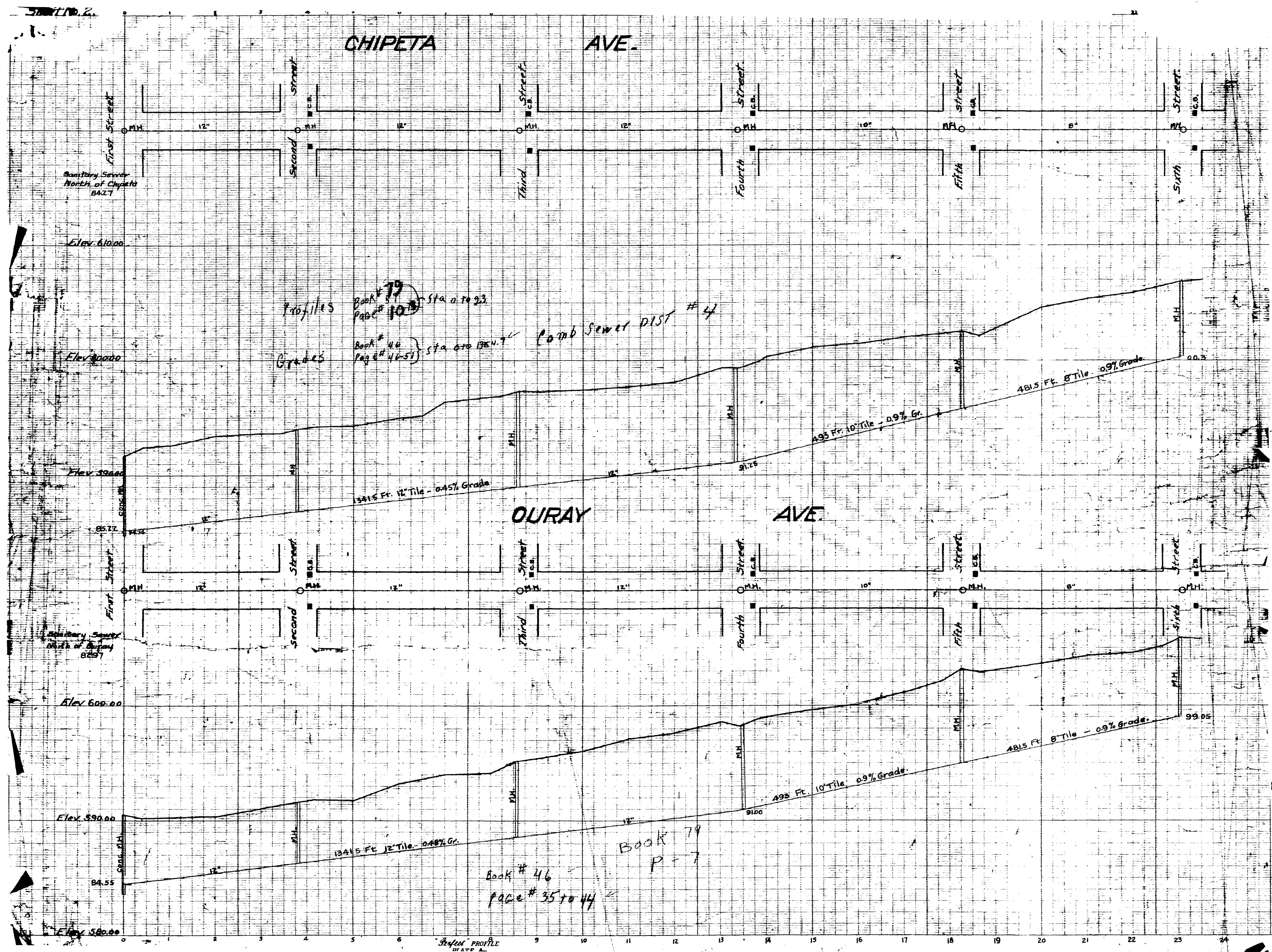
Elev 600.00

Elev 590.00

Sanitary Sewer
North of White St

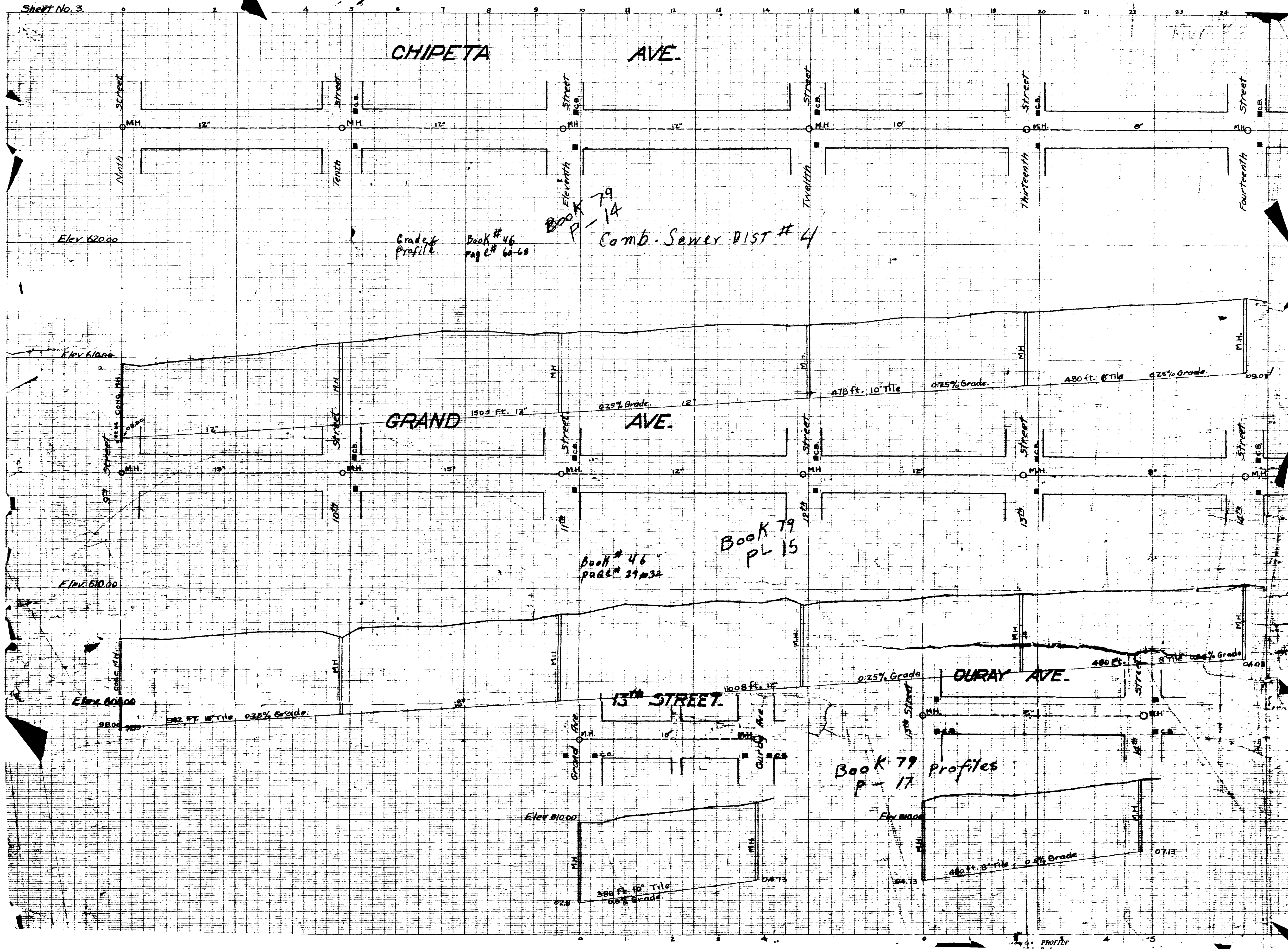


Profile Book 79
Page # 1-9



Profiles Book # 79 Page # 10 Sta. 0+20 to 23
 Grades Book # 46 Page # 46-51 Sta. 0+00 to 178+17
 Comb Sewer DIST # 4

Book # 46
 Page # 35 to 44
 Book # 79
 P = 7



Grade Profile
Book # 46
Page 60-68

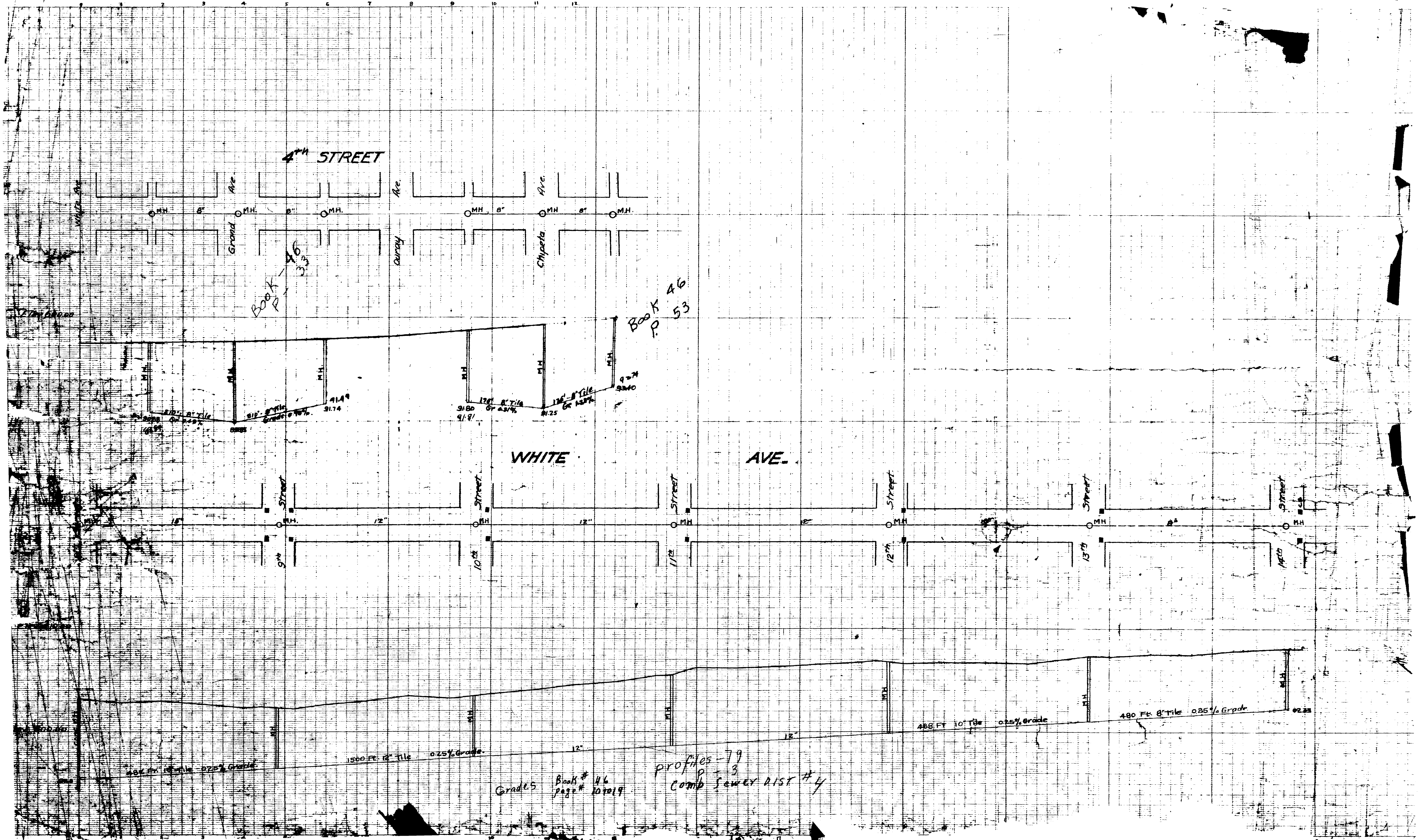
Book 79
P-14
Comb. Sewer DIST # 4

Book # 46
Page 29-32

Book 79
P-15

Book 79
Profiles
P-17

Sheet No. 4



BOOK 46
P. 33

BOOK 46
P. 53

Grades
Book # 46
page # 102019

PROFILES - 79
P. 3
COMB SEWER DIST # 4

January 27, 1926.

BIDS FOR THE CONSTRUCTION OF COMBINED SEWER DISTRICT NO.4

Note:
All Bids of January 27, 1926,
were rejected by the City Council;
Re-advertised for Bids on February
17, 1926.

Contractor	Contractor	Contractor	Contractor	Contractor	Contractor	Contractor	Estimate
Dennis Gibbons Son. 1059 Downing St. Denver, Colo.	Strange-Maguire Paving Co. Grand Jct. Colo.	C.H. Kennedy Poetello, Idaho.	Orman Conc. Co. Pueblo, Colo.	Falmquist + Crum. 5835 So Race Denver, Colo.	Winterburn + Lunsden. Grand Jct.	James Collier. 2959 Walton St Denver, Colo.	

BIDS FOR THE CONSTRUCTION OF COMBINED SEWER DISTRICT NO.4.

February 17, 1926.

Contractor	Contractor	Estimate
Strange-Maguire Paving Co. Salt Lake City, Utah.	Orman Const. Co. Pueblo, Colo.	

Item	Description	Unit		Total		Unit		Total	
		Unit	Total	Unit	Total	Unit	Total	Unit	Total
1	2720.0' - 8" Sewer 0'-7'	.75	2040.00	.80	2176.00	.80	2176.00	.80	2176.00
2	1390.0' - 8" Sewer 7'-9'	.80	1112.00	.71	986.90	.95	1320.50	.95	1320.50
3	2315.0' Catch Basin Pipe.	.75	1736.25	.71	1643.65	.75	1736.25	.75	1736.25
4	1517.0' - 10" Sewer 0'-7'	.85	1289.45	.81	1228.77	.90	1365.30	.90	1365.30
5	1776.0' - 10" Sewer 7'-9'	.90	1598.40	.86	1527.36	1.05	1864.80	1.05	1864.80
6	5927.0' - 12" Sewer 0'-7'	.97	5749.19	1.00	5927.00	1.25	7408.75	1.25	7408.75
7	2604.0' - 12" Sewer 7'-9'	1.15	2994.60	1.05	2734.20	1.50	3906.00	1.50	3906.00
8	1282.0' - 15" Sewer 0'-7'	1.45	1858.90	1.30	1666.60	1.50	1923.00	1.50	1923.00
9	1504.0' - 15" Sewer 7'-9'	1.60	2406.40	1.30	1955.20	1.75	2632.00	1.75	2632.00
10	42 Concrete Manholes Complete 0'-7' Depth.	60.00	2520.00	55.00	2310.00	60.00	2520.00	60.00	2520.00
11	10' Additional Depth in M.H.	5.00	50.00	5.00	50.00				
12	78 Concrete Catch Basins Complete.	50.00	3900.00	40.00	3120.00	50.00	3900.00	50.00	3900.00
Total:			\$27,255.19		\$25,325.68		\$33,827.86		
Date of Completion			30 days June, 1926.		June 30, 1926				

Contract Awarded

Item	Description	Unit		Total		Unit		Total	
		Unit	Total	Unit	Total	Unit	Total	Unit	Total
1	2720.0' - 8" Sewer 0'-7'	.70	1904.00	.64	1740.80	.80	2176.00	.80	2176.00
2	1390.0' - 8" Sewer 7'-9'	.75	1042.50	.70	973.00	.95	1320.50	.95	1320.50
3	2315.0' Catch Basin Pipe.	.75	1736.25	.69	1597.35	.75	1736.25	.75	1736.25
4	1517.0' - 10" Sewer 0'-7'	.78	1183.26	.75	1137.75	.90	1365.30	.90	1365.30
5	1776.0' - 10" Sewer 7'-9'	.83	1474.08	.80	1420.80	1.05	1864.80	1.05	1864.80
6	5927.0' - 12" Sewer 0'-7'	.85	5037.95	.88	5215.76	1.25	7408.75	1.25	7408.75
7	2604.0' - 12" Sewer 7'-9'	1.00	2604.00	.90	2343.60	1.50	3906.00	1.50	3906.00
8	1282.0' - 15" Sewer 0'-7'	1.15	1474.30	1.25	1602.50	1.50	1923.00	1.50	1923.00
9	1504.0' - 15" Sewer 7'-9'	1.35	2030.40	1.25	1880.00	1.75	2632.00	1.75	2632.00
10	42 Concrete Manholes	60.00	2520.00	55.00	2310.00	60.00	2520.00	60.00	2520.00
11	10' Additional Depth in M.H.	5.00	50.00	5.00	50.00				
12	78 Concrete Catch Basins Complete.	50.00	3900.00	40.00	3120.00	50.00	3900.00	50.00	3900.00
Total:			\$24,956.74		\$23,391.56		\$33,827.86		
Date of Completion			June 30, 1926		June 30, 1926.				

Vitrified Pipe.

Concrete Pipe.

Item	Description	Unit		Total		Unit		Total		Unit		Total		Unit		Total	
		Unit	Total	Unit	Total	Unit	Total	Unit	Total	Unit	Total	Unit	Total	Unit	Total	Unit	Total
1	2720.0' 8" Sewer 0'-7'	.60	1632.00	.75	2040.00	.80	2176.00	.72	1958.40	.67	1822.40	.76	2067.20	.80	2176.00	.80	2176.00
2	1390.0' 8" Sewer 7'-9'	.70	973.00	.80	1112.00	.85	1181.50	.77	1070.30	.74	1028.60	.80	1112.00	.85	1181.50	.95	1320.50
3	2315.0' Catch Basin Pipe	.55	1273.25	.75	1736.25	.60	1389.00	.75	1736.25	.62	1435.30	.80	1852.00	.62	1435.30	.75	1736.25
4	1517.0' 10" Sewer 0'-7'	.85	1289.45	.85	1289.45	.90	1365.30	.87	1319.79	.80	1213.60	.90	1365.30	.90	1365.30	.90	1365.30
5	1776.0' 10" Sewer 7'-9'	.85	1509.60	.90	1598.40	.95	1687.20	.91	1616.16	.87	1545.12	.92	1633.92	.98	1740.48	1.05	1864.80
6	5927.0' 12" Sewer 0'-7'	1.10	6519.70	.97	5749.19	1.15	6816.05	1.03	6104.81	.93	5512.11	1.04	6164.08	1.05	6223.35	1.25	7408.75
7	2604.0' - 12" Sewer 7'-9'	1.30	3385.20	1.15	2994.60	1.20	3124.80	1.10	2864.40	1.02	2656.08	1.09	2838.36	1.13	2942.52	1.50	3906.00
8	1282.0' - 15" Sewer 0'-7'	1.60	2051.20	1.45	1858.90	1.25	1602.50	1.40	1794.80	1.23	1576.86	1.40	1794.80	1.49	1910.18	1.50	1923.00
9	1504.0' 15" Sewer 7'-9'	1.80	2707.20	1.60	2406.40	1.30	1955.20	1.45	2180.80	1.33	2000.82	1.44	2165.76	1.57	2361.28	1.75	2632.00
10	42 Concrete Manholes Complete 0'-7'	51.00	2142.00	60.00	2520.00	60.00	2520.00	55.00	2310.00	55.00	2310.00	52.00	2184.00	50.00	2100.00	60.00	2520.00
11	10' Additional Depth in M.H.	6.00	60.00	5.00	50.00	7.00	70.00	4.00	40.00	5.00	50.00	4.00	40.00	6.00	60.00		
12	78 Concrete Catch Basins Complete.	47.00	3666.00	50.00	3900.00	39.00	3042.00	45.00	3510.00	65.00	5070.00	52.00	4056.00	35.00	2730.00	50.00	3900.00
Total			27207.97		27,256.19		26,929.55		26,505.71		26,220.39		27,213.42		26,225.91		33,827.86
Date of Completion			May 15th.		June 30th.		May 1st.		May 30th 1926		June 1st.		May 15th		June 1st		

Item	Description	Unit		Total		Unit		Total		Unit		Total		Unit		Total	
		Unit	Total	Unit	Total	Unit	Total	Unit	Total	Unit	Total	Unit	Total	Unit	Total	Unit	Total
1	2720.0' 8" Sewer 0'-7'	.60	1632.00	.70	1904.00	.75	2040.00	.69	1876.80	.70	1904.00	.76	2067.20	.82	2230.40	.80	2176.00
2	1390.0' 8" Sewer 7'-9'	.70	973.00	.75	1042.50	.80	1112.00	.74	1028.60	.77	1070.30	.80	1112.00	.88	1223.20	.95	1320.50
3	2315.0' 8" Catch Basin Pipe	.55	1273.25	.75	1736.25	.55	1273.25	.75	1736.25	.65	1504.75	.80	1852.00	.61	1412.15	.75	1736.25
4	1517.0' 10" Sewer 0'-7'	.85	1289.45	.78	1183.26	.90	1365.30	.80	1213.60	.78	1183.26	.90	1365.30	.87	1319.79	.90	1365.30
5	1776.0' 10" Sewer 7'-9'	.85	1509.60	.83	1474.08	.95	1687.20	.85	1509.60	.85	1509.60	.92	1633.92	.96	1704.96	1.05	1864.80
6	5927.0' 12" Sewer 0'-7'	1.10	6519.70	.85	5037.95	1.15	6816.05	.90	5334.30	.84	4978.68	1.04	6164.08	.98	5808.46	1.25	7408.75
7	2604.0' 12" Sewer 7'-9'	1.30	3385.20	1.00	2604.00	1.20	3124.80	1.00	2604.00	.95	2473.80	1.09	2838.36	1.01	2630.04	1.50	3906.00
8	1282.0' 15" Sewer 0'-7'	1.60	2051.20	1.15	1474.30	1.25	1602.50	1.20	1538.40	1.35	1730.70	1.40	1794.80	1.59	2038.38	1.50	1923.00
9	1504.0' 15" Sewer 7'-9'	1.80	2707.20	1.35	2030.40	1.30	1955.20	1.30	1955.20	1.45	2180.80	1.44	2165.76	1.64	2466.56	1.75	2632.00
10	42 Concrete Manholes Complete 0'-7'	51.00	2142.00	60.00	2520.00	60.00	2520.00	55.00	2310.00	55.00	2310.00	52.00	2184.00	50.00	2100.00	60.00	2520.00
11	10' Additional Depth in M.H.	6.00	60.00	5.00	50.00	7.00	70.00	4.00	40.00	5.00	50.00	4.00	40.00	6.00	60.00		
12	78 Concrete Catch Basins Complete.	47.00	3666.00	50.00	3900.00	39.00	3042.00	45.00	3510.00	65.00	5070.00	52.00	4056.00	35.00	2730.00	50.00	3900.00
Total			27207.97		24,956.74		26,608.30		24,656.75		25,965.89		27,213.42		25,723.94		33,827.86
Date of Completion			May 1st.		June 30th		May 1st		May 30th		June 1st		May 15th		June 1st		